



The Energy Wand



What is the Energy Wand?

The Energy Wand is designed to be used at the same time with the E-Power to unblock the “*Chi*” blockage in these pathways through the Negative Potential Energy provided by the E-Power.





Why the E-Power + the Energy Wand?

The Energy Wand by itself doesn't perform any function. If we use it while we are on the E-Power, The Energy Wand will act as a conductor of the Negative Potential Energy.

By evenly gliding The Energy Wand through the meridians along the arms and legs, it will unblock the energy blockage in these pathways and stimulate blood flow.



Why We Need to Maintain a Good Energy Flow?

Organs carry out important functions which regulate everything from the simplest to the most complicated body functions. A good and balanced energy in the organs will promote a continuous and healthy performance of the organ.

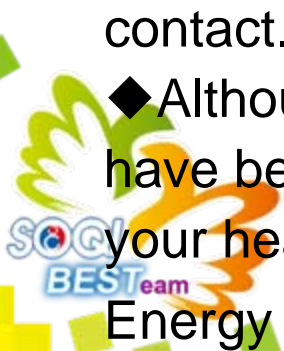


Safe and Easy to Use!

- 1) Remove any metal accessories, for example, jewelry, cell phones, iPod, etc.
- 2) Turn the E-Power on to the Low Mode (mode can be increased as you get experienced) while the E-Power belt is around your body.
- 3) Simply let the cable of the Energy Wand lay on the floor without touching any part of the E-Power or its cable.
- 4) Gently glide the Energy Wand on the surface skin without adding any pressure.



- ◆ The Energy Wand should be used in combination with the E-Power! The negative ions provided by the E-Power will be activated by the Energy Wand.
- ◆ DO NOT connect The Energy Wand to any other power source.
- ◆ The Cable of the Energy Wand is designed to make contact with the ground and not on any metal surface.
- ◆ Try to avoid using the Wand on sensitive skin areas.
- ◆ Do not use the Wand on your face.
- ◆ While gliding the Wand, make sure all 7 pins of the Wand make full contact with the skin. An electrical shock may occur if all 7 pins do not make contact due to a significant amount of negative potential passing through those few pins that make contact.
- ◆ Although this product is safe to use and no adverse effects have been reported, we strongly suggest that you consult with your healthcare provider before using the E-Power and the Energy Wand.



Precautions

- ◆ DO NOT USE this product under the following conditions:
- ◆ If your healthcare provider believes this product is not suitable for you.
- ◆ If you suffer from a disease that has not been clearly diagnosed.
- ◆ If you are under medical treatment and have not fully recovered.
- ◆ If you have recently underwent a surgery.
- ◆ If you have an open wound that has not healed or an unusual skin condition.
- ◆ Infants or very young children, people incapable of moving or that are unconscious. Pregnant women and women in their menstrual period.
- ◆ If you have any electric or battery operated device installed to your body (ex. pacemaker).
- ◆ If this product causes any discomfort or fever.

These statements have not been evaluated by the Food and Drug Administration. This product does not intend to diagnose, cure or treat any disease.

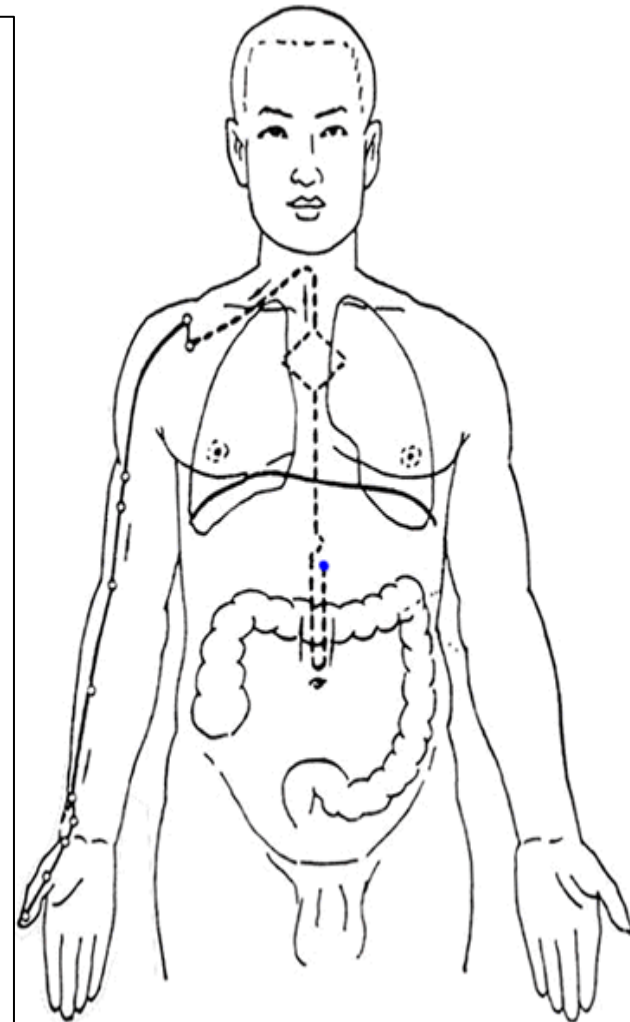
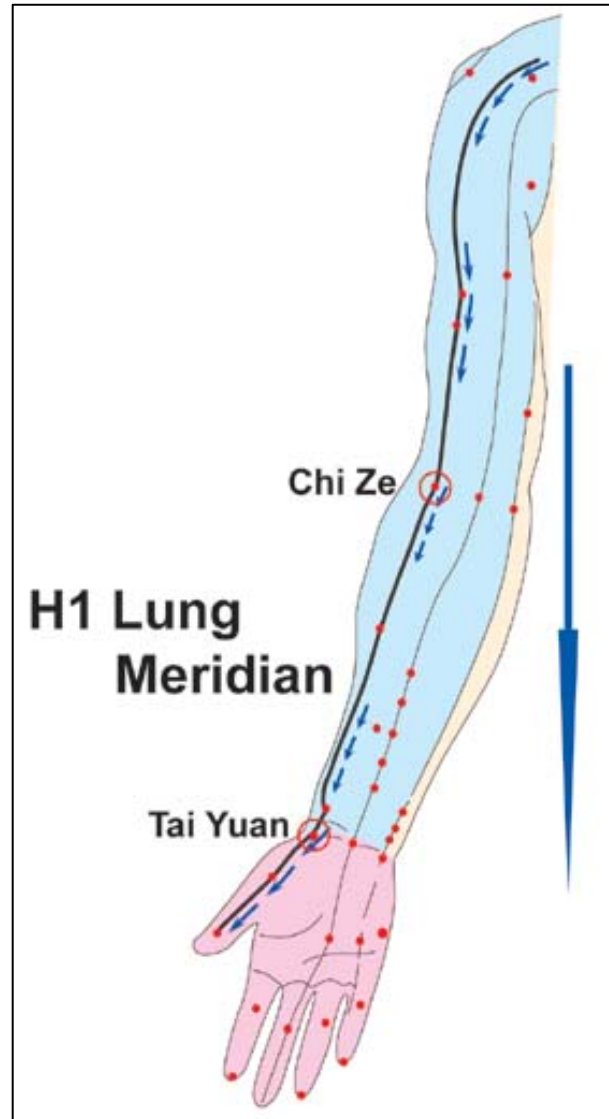
Illustrations of using the Energy Wand to balance the meridians

In combination with the E-power, glide the Energy Wand along the meridian pathways 7 times, and then softly tap each meridian point 21 times.



H1(Lung Meridian):

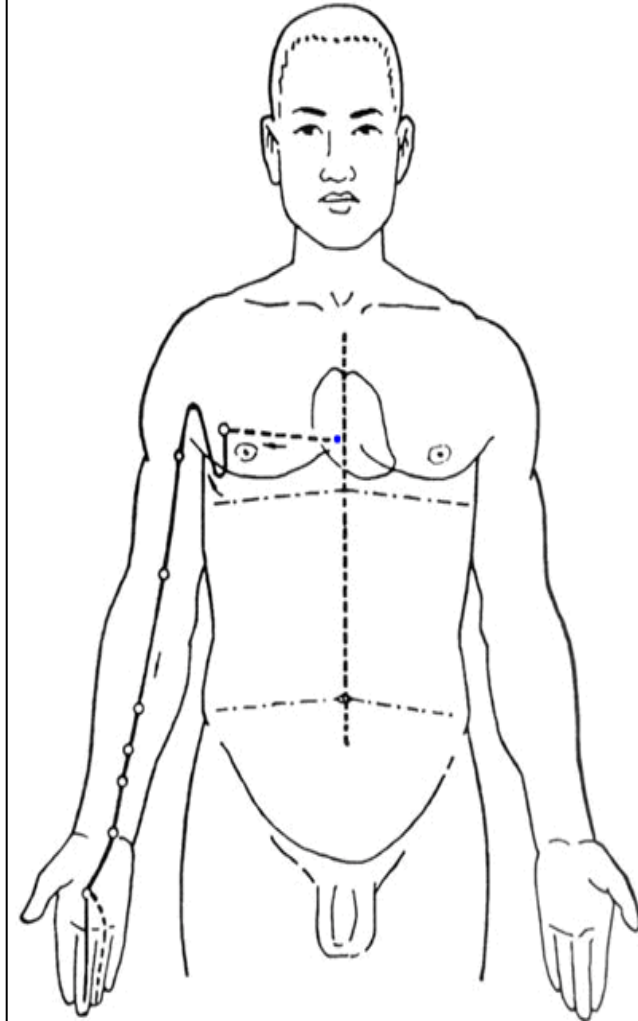
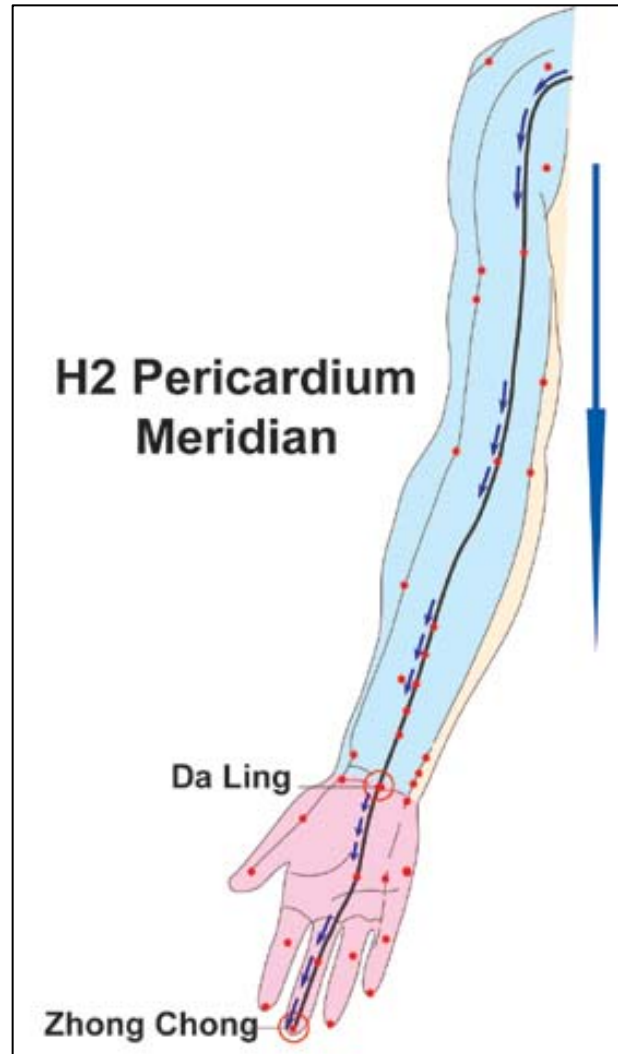
-Chi Ze and Tai Yuan
two meridian points.
(e.g. from up to down
7 times)



H2(Pericardium Meridian):

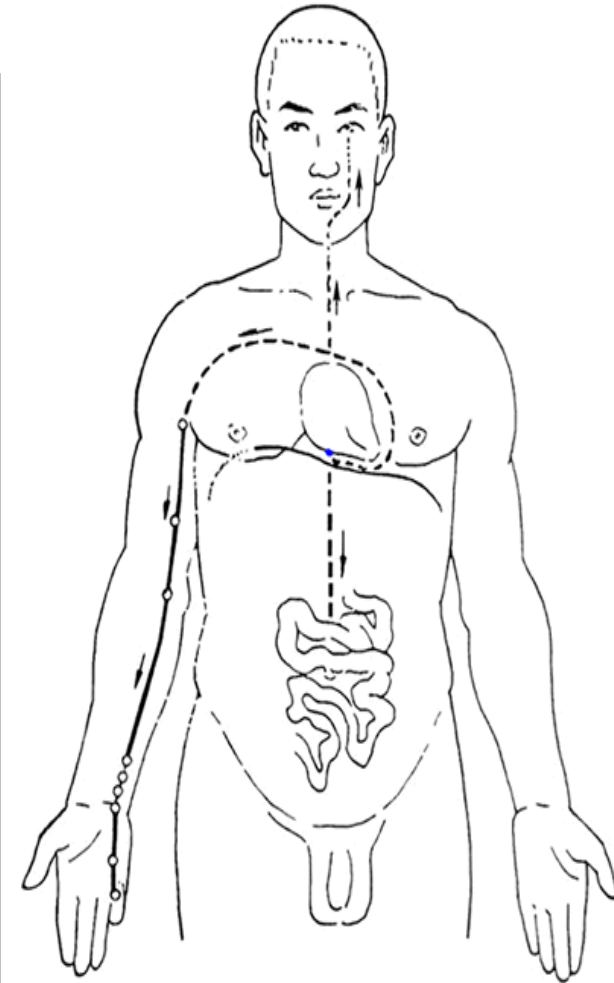
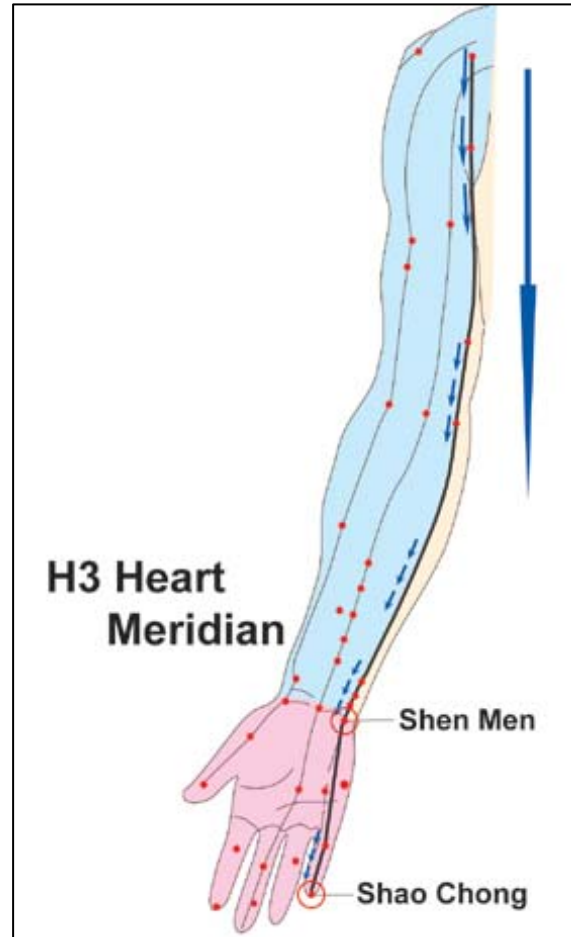
-Da Ling and Zhong Chong two meridian points.

(e.g. from up to down 7 times)



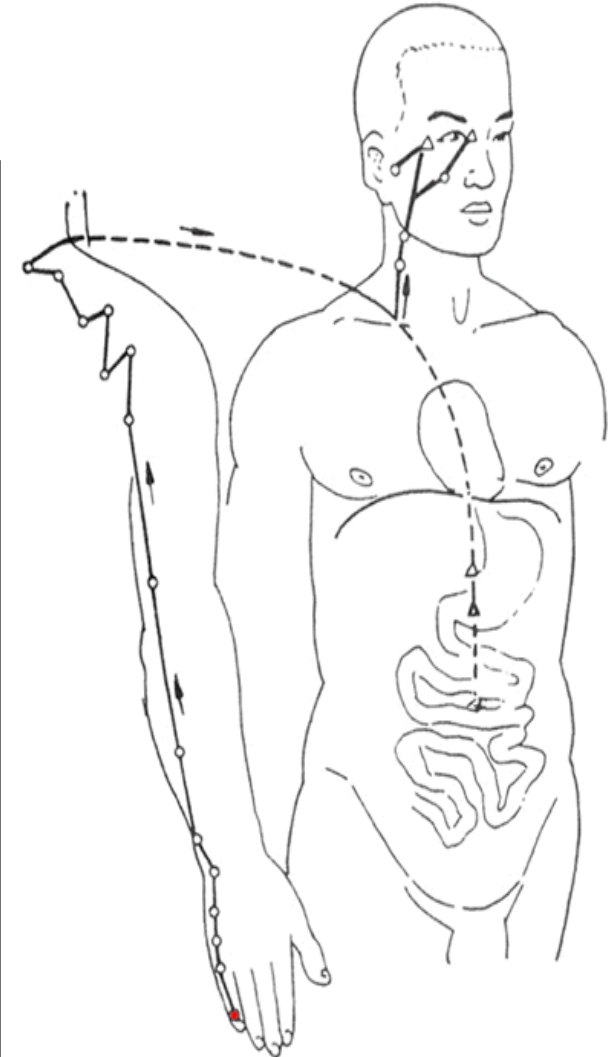
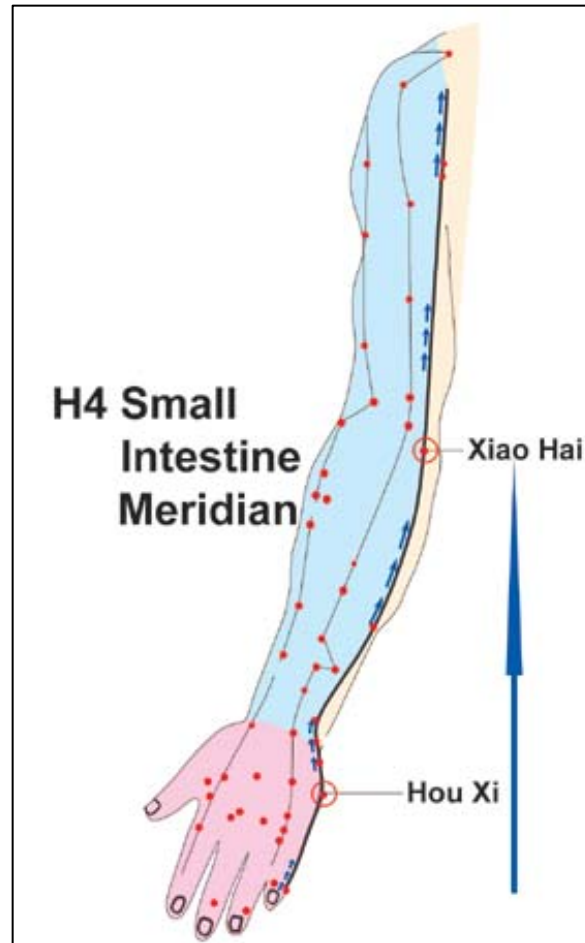
H3(Heart Meridian):

-Shen Men and Shao Chong
two meridian points.
(e.g. from up to down 7
times)



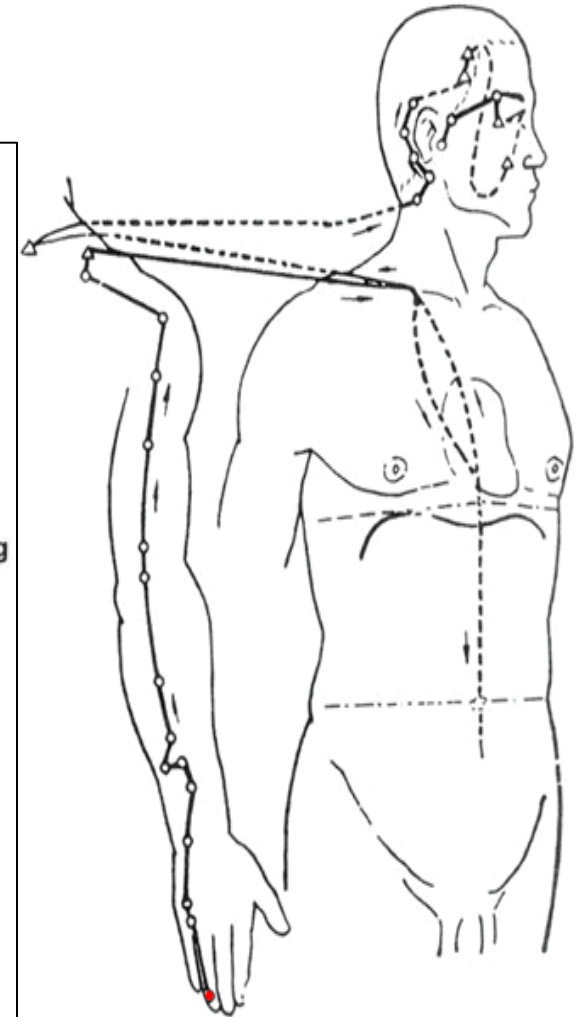
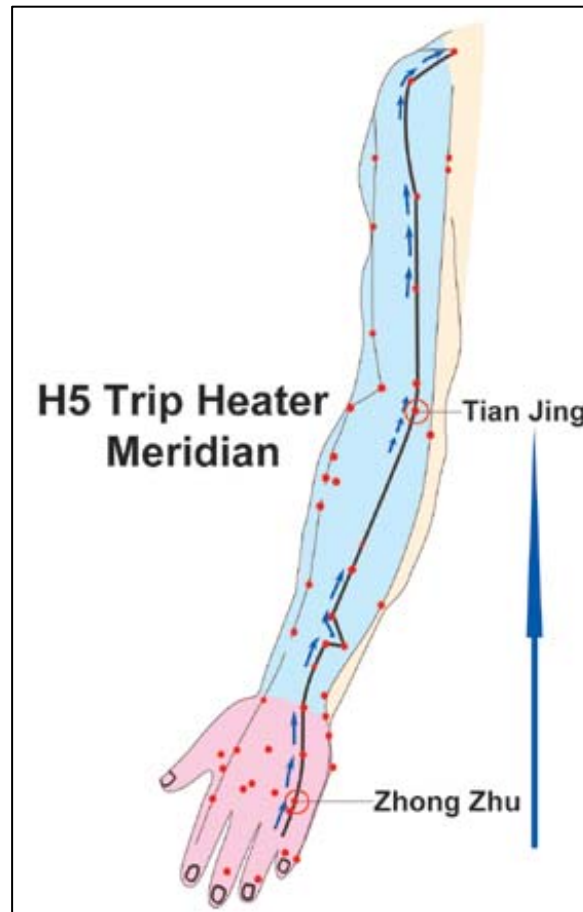
H4(Small Intestine Meridian):

-Hou Xi and Xiao Hai two meridian points. (e.g. from down to up 7 times)



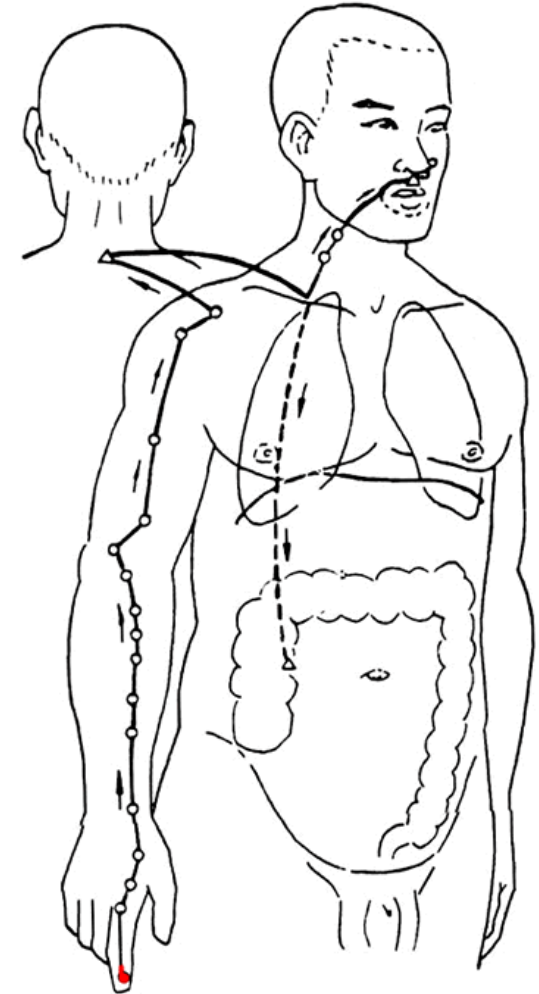
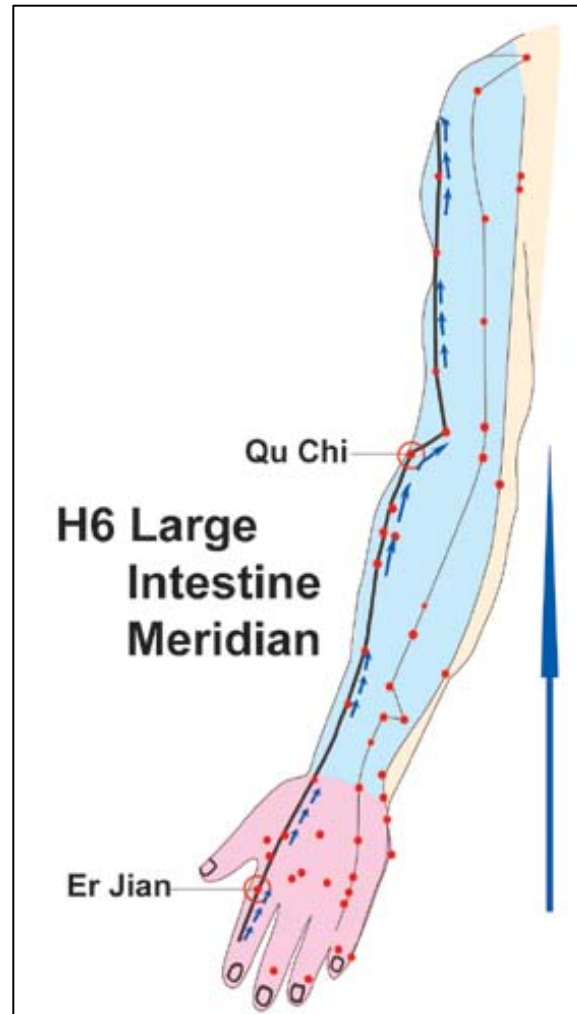
H5(Triple Heater Meridian):

-Zhong Zhu and Tian Jing two meridian points. (e.g. from down to up 7 times)



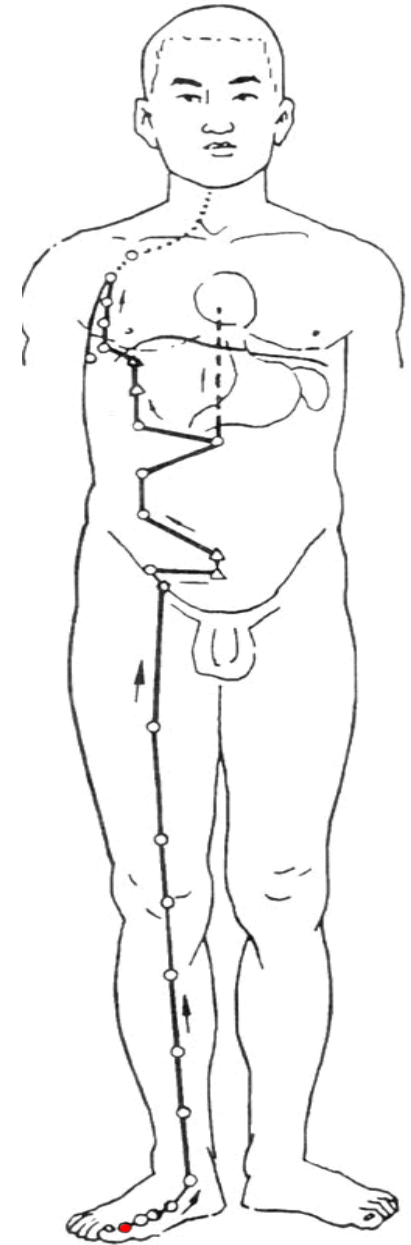
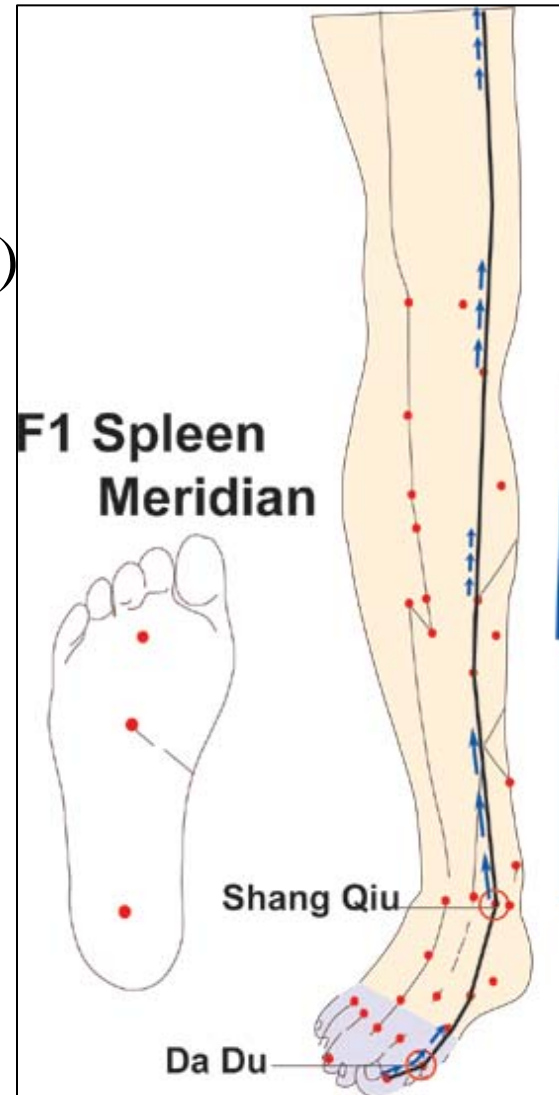
H6(Large Intestine Meridian):

- Er Jian and Qu Chi two meridian points.
(e.g. from down to up 7 times)



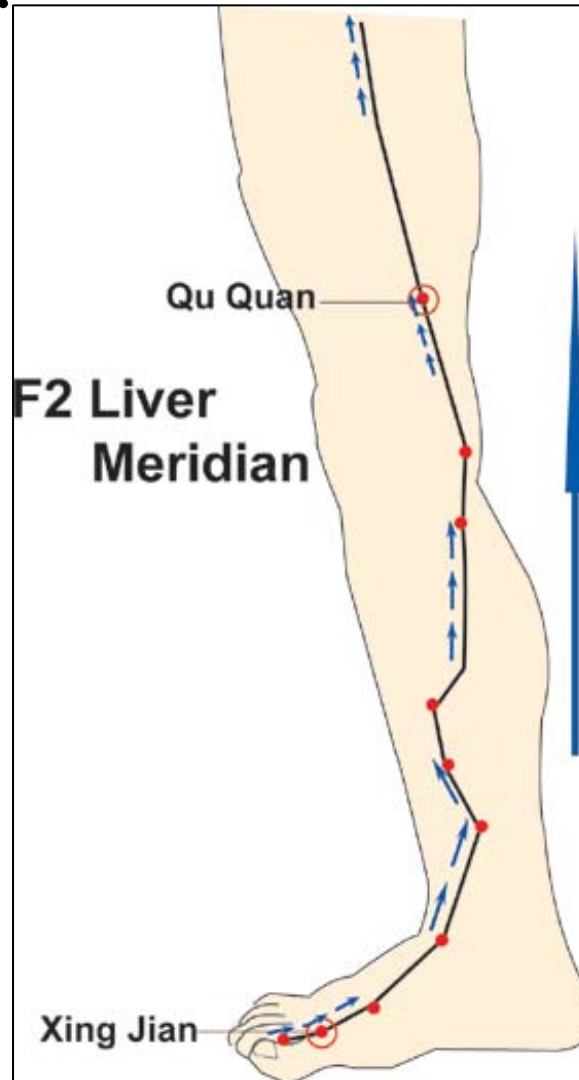
F1(Spleen Meridian):

- Da Du and Shang Qiu two meridian points.
(e.g. from down to up 7 times)



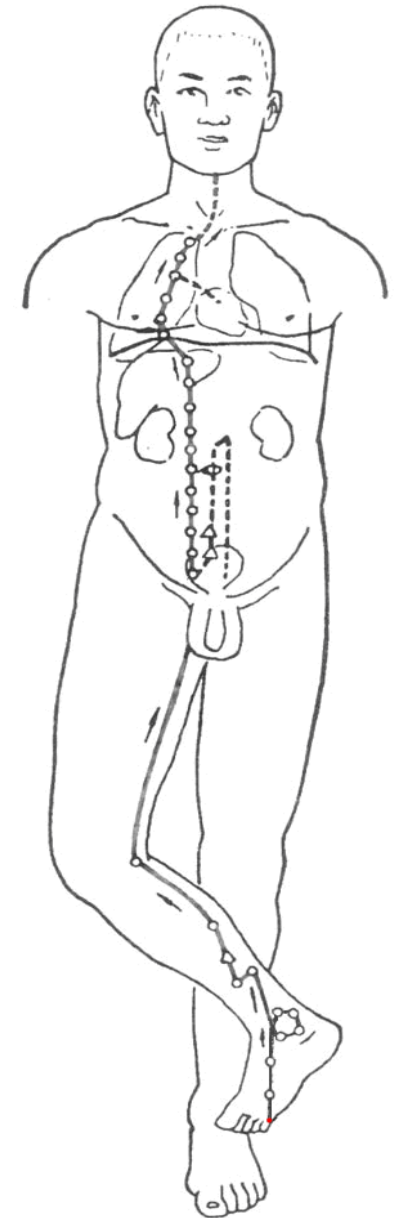
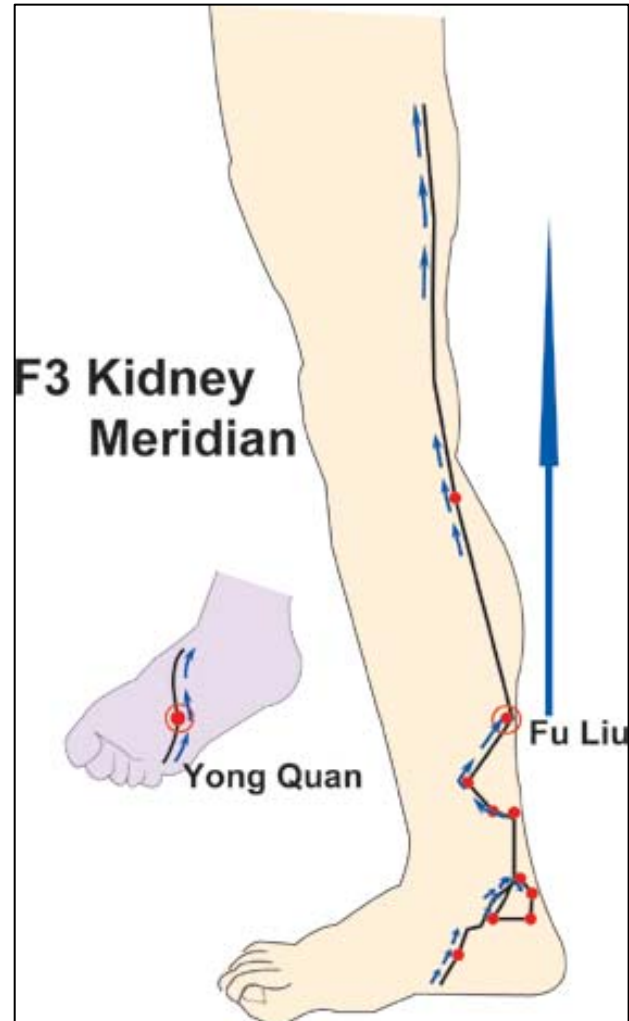
F2(Liver Meridian):

- Xing Jian and Qu Quan two meridian points.
(e.g. down to up 7 times)



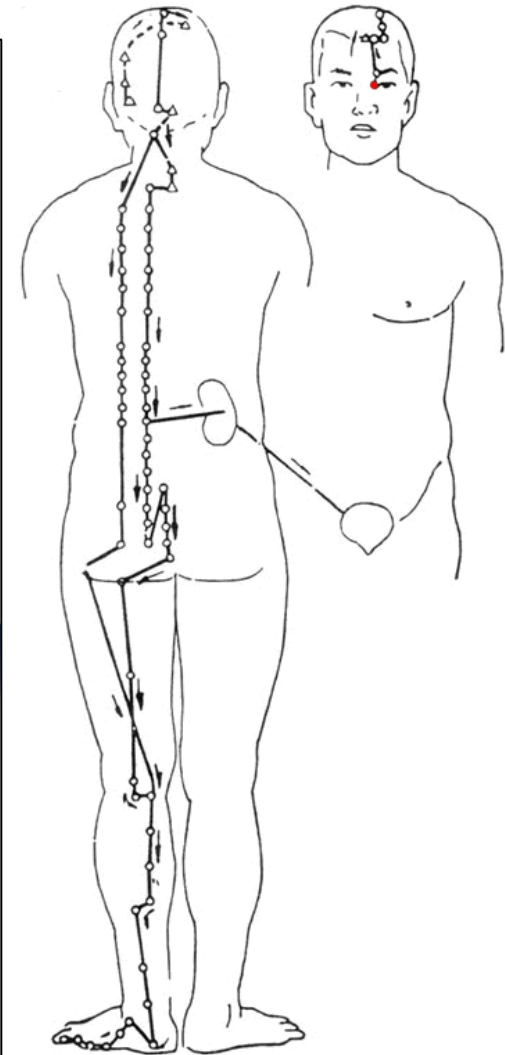
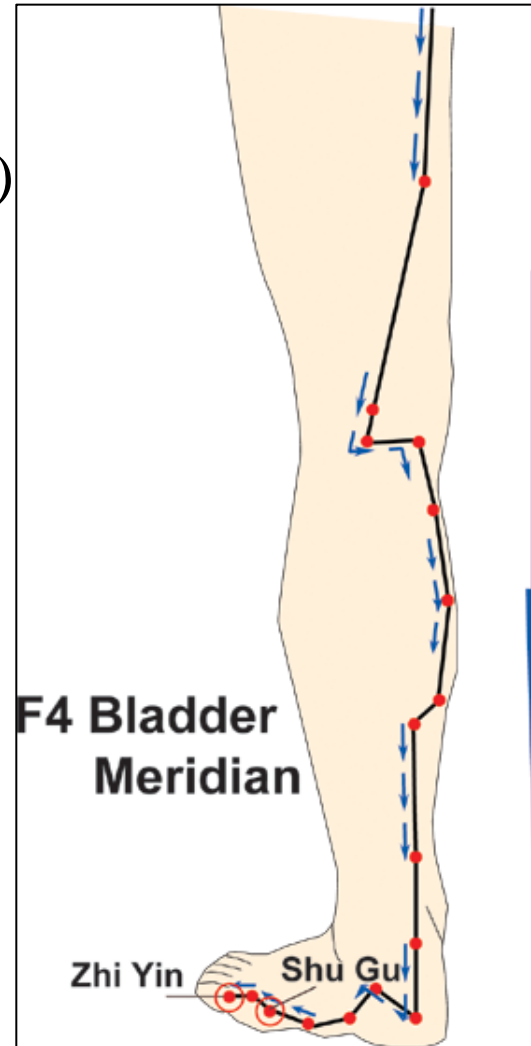
F3(Kidney Meridian):

- Yong Quan and Fu Liu two meridian points.
(e.g. down to up 7 times)



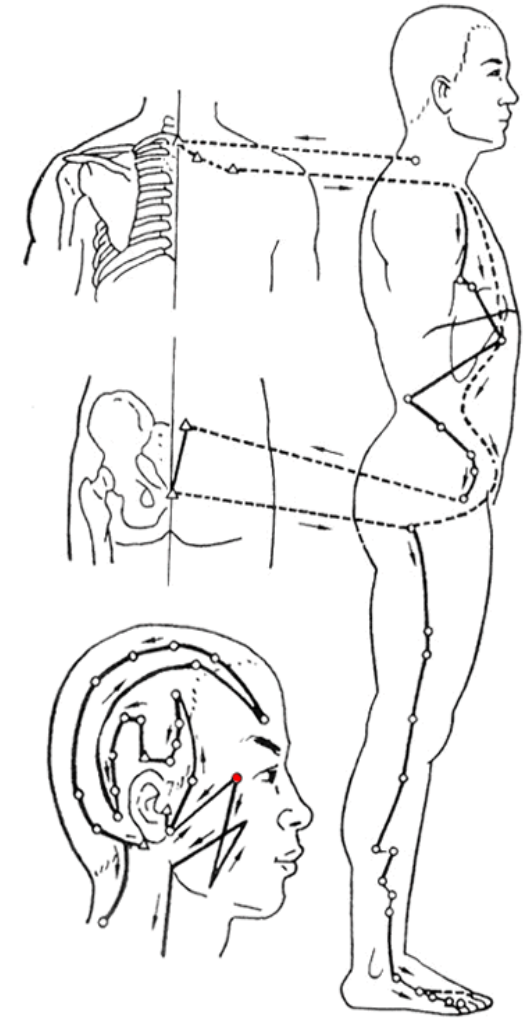
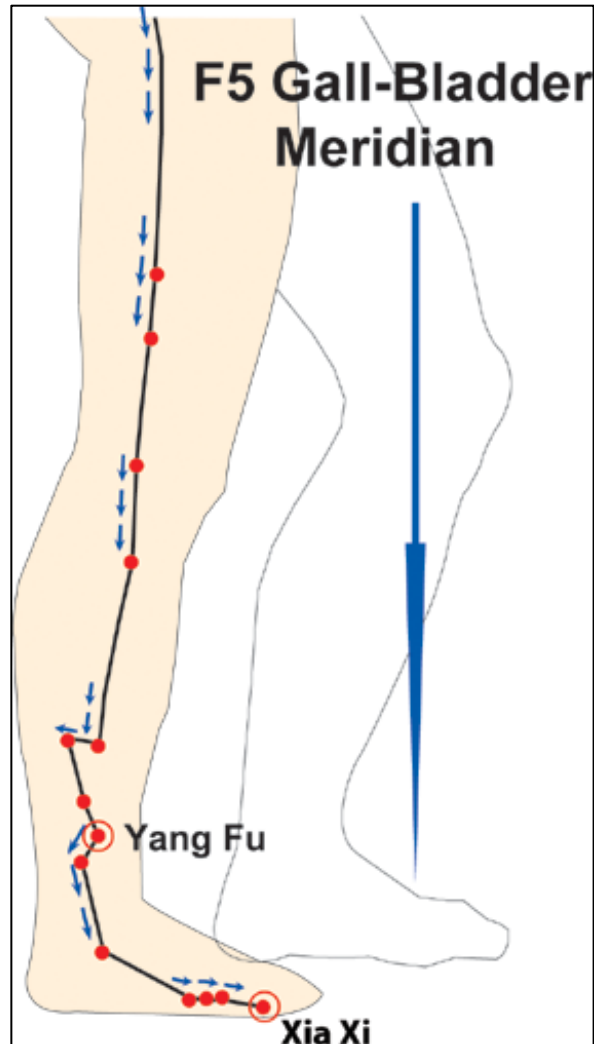
F4(Bladder Meridian):

- Shu Gu and Zhi Yin
two meridian points.
(e.g. from up to down 7 times)



F5(Gall-Bladder Meridian):

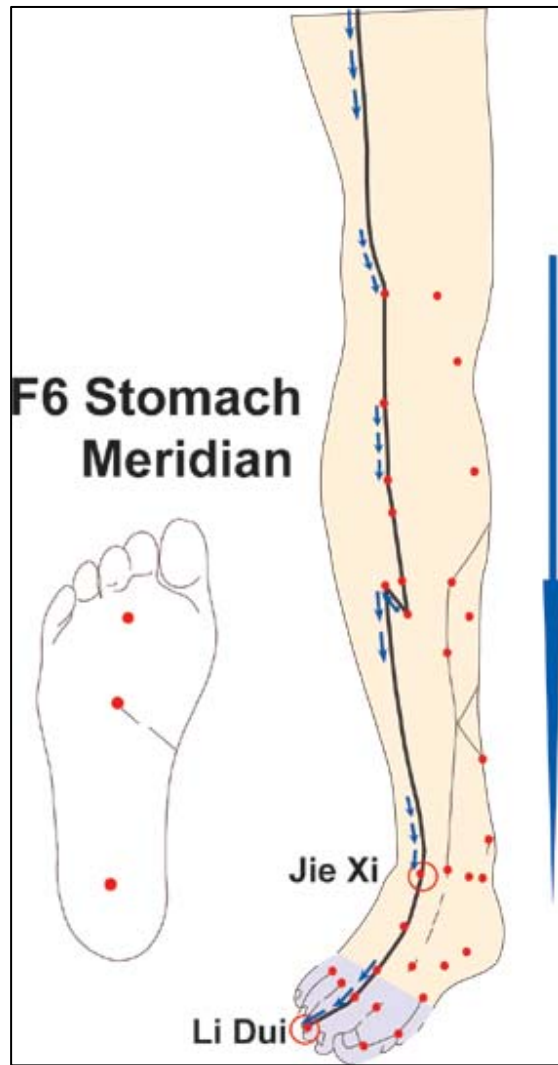
- Yang Fu and Xia Xi two meridian points. (e.g. from up to down 7 times)



F6(Stomach Meridian):

- Jie Xi and Li Dui two meridian points. (e.g. from up to down 7 times)

The above illustrations and recommendations are not intended to be used for performing medical diagnosis, treatments, or prevention of any disease.



Energy Wand Q&A

Q –Where should I plug in the Energy Wand?

A –The Energy Wand does not need to be plugged in and is actually very easy to use. Just let the cable of the Energy Wand lie on the floor and gently glide the Energy Wand over areas of discomfort. The Energy Wand needs to be used together with the E-Power.

Q –How do I clean the Energy Wand?

A –It's easy! To clean the Energy Wand, use an alcohol pad or a cloth/paper towel dampened in soapy water, and gently rub the 7 pins.

Q –If someone has a very high bed, can the Energy Wand be used if the end of the wire does not touch the floor?

A –Yes, if the end of the wire on the Energy Wand cannot make contact with a floor or a surface, it will still be activated and conduct negative potential energy from the E-Power. However, it will not be as effective as being fully grounded and making contact with a floor or surface. For this situation, it is recommended to turn the EPA to a higher level.

Q –Why does the orange indicator light not turn on all the time when I use the Energy Wand on my self?

A –Please note, the activation light may not illuminate if the E-Power user operates the Energy Wand on oneself. This is because the user is surrounded by a significant amount of negative potential with much less positive field action to ground the Energy Wand. However, the Energy Wand will still conduct negative potential electricity along any desired areas where placed. The Energy Wand will be more effective if operated by someone other than the E-Power user because of their positive field area.

Q –Is the Energy Wand supposed to cause the hairs on my arm to burn?

A –Please be aware that it may be possible for the Energy Wand to cause small fine hairs along the arms and legs to burn away and omit a burning smell. This is normal and considered to be a natural occurrence from the strength of the negative potential electricity. It should also be noted that the Energy Wand should not stay still on the same spot for more than 3 seconds.

Q –Should pressure be applied when making contact with the Energy Wand on the skin?

A –No, pressure should NOT be added when operating the Energy Wand on oneself or another person. The Energy Wand should be gently glided on the skin with no added pressure while making sure all 7 pins are in contact.

Q –Is there a brochure with information on the Energy Wand available to download on the website?

A –Yes, the Energy Wand brochure file can be saved to your computer from our company website at www.hteamericanas.com → USA and accessing it under the “FEATURED NEWS” section.

Q –Do I have to follow the meridian pathways when using the Energy Wand?

A –No, the meridian pathways should only be followed when treating oneself or someone else based on the results from an EMD test to help balance those particular areas. The Energy Wand can simply be used by gliding it on a direct area where there is discomfort.

Q –I missed the Energy Wand conference call on 5/26/2011, is there a way that I can listen to it?

A –Yes, a copy of the entire call (along with other conference calls) is posted on the HTE website at www.hteamericanas.com → USA → NEWS → Conference Calls. A PowerPoint file on the Energy Wand is also available to download on the same page.